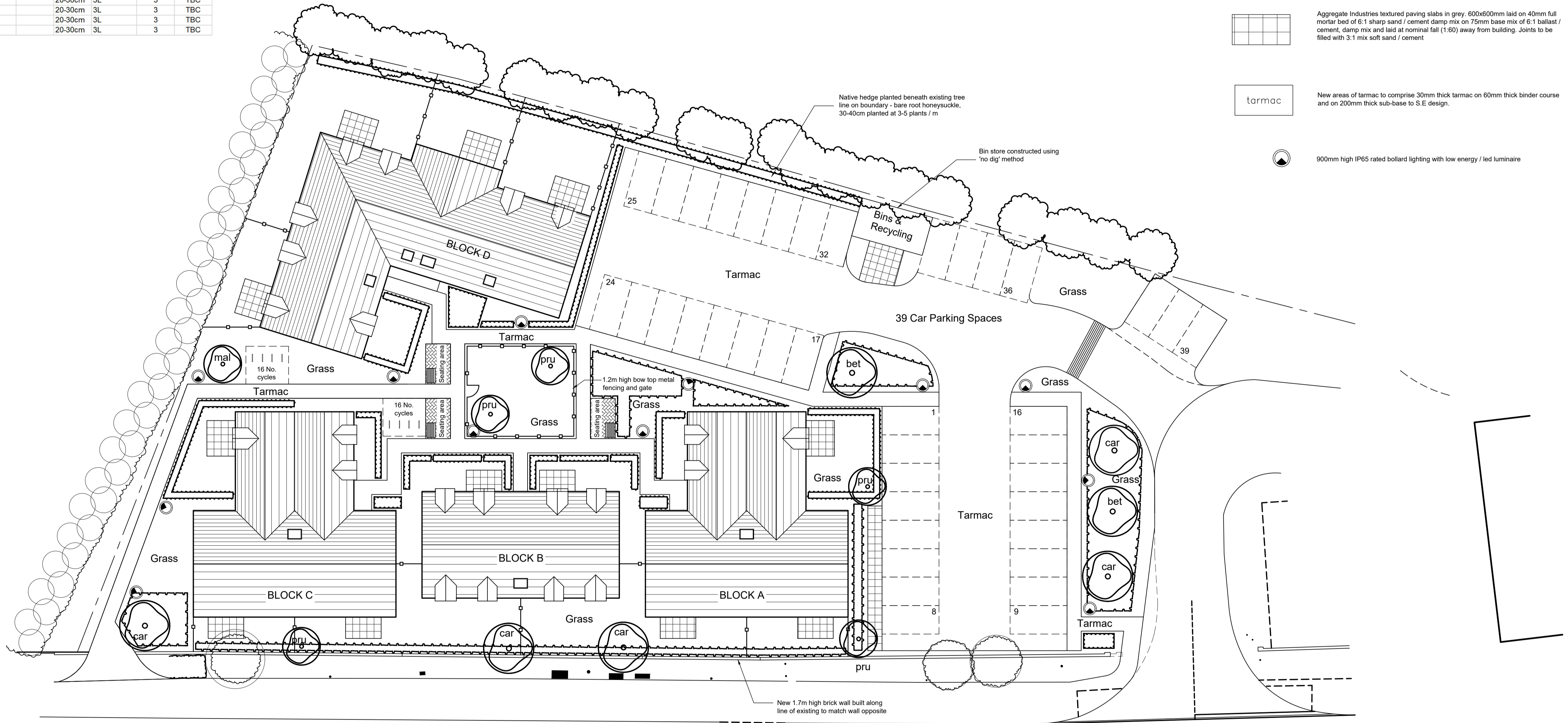


**Secunda Way Planting Schedule**

Trees	Code	Height	Girth	
Carpinus Betulus Frans Fontaine	car	2-3m	10-12cm	@1.5m
Prunus Snow Goose	pru	2-3m	10-12cm	@1.5m
Betula spp	bet	2-3m	10-12cm	@1.5m

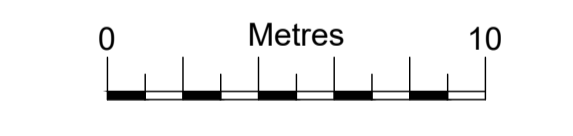

Mixed Shrub Beds	Height	Size	Plants / m	No. Reqd.
Mix of Prunus Lusitanica	20-30cm	3L	3	TBC
Weigela Nana	20-30cm	3L	3	TBC
Berberis Darwinii	20-30cm	3L	3	TBC
Carex Evergold	20-30cm	3L	3	TBC
Rosmarinus Officinalis	20-30cm	3L	3	TBC
Lonicera Pileata	20-30cm	3L	3	TBC
Mahonia Charity	20-30cm	3L	3	TBC
Cistus Sunset	20-30cm	3L	3	TBC
Viburnum Tinus	20-30cm	3L	3	TBC
Choisya Ternata	20-30cm	3L	3	TBC
Hebe Veronica	20-30cm	3L	3	TBC
Elaeagnus Pungens	20-30cm	3L	3	TBC
Genista Lydia	20-30cm	3L	3	TBC



- Boundary Treatments:**
- 1.8m Close Boarded Fence
  - New Planting Bed
  - New Tree
- Block paving, Aggregate industries Infilla or similar permeable block paving.**  
Laid 50mm depth Bradstone Bedding Aggregate, non compacted, 40mm sharp sand on min. 200-500mm Bradstone 20mm open graded Drainage Aggregate on geotextile membrane. All on type 2 material. Double stretcher edge course to be laid before laying blocks and bedded in concrete haunching where appropriate. Laid at nominal fall (1:60) away from building. All joints to be filled with Bradstone 3mm jointing sand.
- Aggregate Industries textured paving slabs in grey, 600x600mm laid on 40mm full mortar bed of 6:1 sharp sand / cement damp mix on 75mm base mix of 6:1 ballast / cement, damp mix and laid at nominal fall (1:60) away from building. Joints to be filled with 3:1 mix soft sand / cement**
- tarmac**  
New areas of tarmac to comprise 30mm thick tarmac on 60mm thick binder course and on 200mm thick sub-base to S.E design.
- 900mm high IP65 rated bollard lighting with low energy / led luminaire

- A - Planting layout amended, boundary wall lowered 15.01.20
- B - Cycle storage and parking layout amended 21.02.20
- C - Planting and kerb lines to entrance roads amended to suit visibility plays and turning circles 10.03.20
- D - Paved area added adjacent to parking spaces 1-8 07.07.20
- E - Block D repositioned, external works amended to suit 22.07.20
- F - Tree types amended 30.09.20

**A430 SECUNDA WAY**



Proposed Development  
Land off Secunda Way  
Gloucester  
Glos

Site Plan  
As Proposed

Scale 1:200 @ A1, 1:400 @ A3  
Date July 2019  
Dwg. No. 21860 / 13 F



3 Tebbit Mews  
Winchcombe Street  
Cheltenham  
Glos  
GL52 2NF  
t 01242 521608  
e admin@clivepetcharchitects.co.uk  
www.clivepetcharchitects.co.uk